



### District Report Card: 2017


<b>State:</b> Himachal Pradesh	<b>District:</b> Chamba
<b>Class:</b> 3	<b>Subject:</b> Language
<b>Schools:</b> 61	<b>Students:</b> 614


### Participation/Coverage


#### Students

<div>GENDER</div> <div></div>	Boys				Girls			
	Number		%		Number		%	
	275		44.79		339		55.21	

<div>AREA</div> <div></div>	Rural				Urban			
	Number		%		Number		%	
	614		100.00		0		0.00	

<div>CATEGORY</div> <div></div>	SC		ST		OBC		GEN	
	Number	%	Number	%	Number	%	Number	%
	207	33.71	122	19.87	7	1.14	278	45.28

<div>CWSN</div> <div></div>	LD	VI	HI	S&LD	ID	Oth
	0	0	0	0	1	7

<div>Management</div> <div></div>	Government				Government-aided			
	Number		%		Number		%	
	614		100.00		0		0.00	

### Average Performance of Students in Language (%)

Overall	Gender		Area		Management		Social Group			
	Male	Female	Rural	Urban	Govt.	Aided	SC	ST	OBC	GEN
68.94	68.99	68.89	68.94	0.00	68.94	0.00	68.66	70.38	65.71	68.59

## Performance on Learning Outcomes (LOs)

Learning Outcomes	Description	Average Performance(%)
L304	Reads small texts with comprehension i.e., identifies main ideas, details, sequence and draws conclusions	71.29
L312	Reads printed scripts on the classroom walls: poems, posters, charts etc.	64.23

Range of Performance of Students who Answered Correctly							
Below 30%		30% - 50%		50% - 75%		Above 75%	
Number	%	Number	%	Number	%	Number	%
29	4.72	94	15.31	228	37.13	263	42.83

### Lowest Performing Learning Outcomes (LOs)

1 - Reads printed scripts on the classroom walls: poems, posters, charts etc. (64.23)

2 - Reads small texts with comprehension i.e., identifies main ideas, details, sequence and draws conclusions (71.29)